

Oon, CS, Yew, SN, Chew, BT, Newaz, KMS, Al-Shamma'a, A, Shaw, A and Amiri, A

Numerical simulation of heat transfer to separation tio(2)/water nanofluids flow in an asymmetric abrupt expansion

<http://researchonline.ljmu.ac.uk/id/eprint/1884/>

Article

Citation (please note it is advisable to refer to the publisher's version if you intend to cite from this work)

Oon, CS, Yew, SN, Chew, BT, Newaz, KMS, Al-Shamma'a, A, Shaw, A and Amiri, A (2015) Numerical simulation of heat transfer to separation tio(2)/water nanofluids flow in an asymmetric abrupt expansion. EFM14 - EXPERIMENTAL FLUID MECHANICS 2014. 92. ISSN 2100-014X

LJMU has developed [LJMU Research Online](http://researchonline.ljmu.ac.uk/) for users to access the research output of the University more effectively. Copyright © and Moral Rights for the papers on this site are retained by the individual authors and/or other copyright owners. Users may download and/or print one copy of any article(s) in LJMU Research Online to facilitate their private study or for non-commercial research. You may not engage in further distribution of the material or use it for any profit-making activities or any commercial gain.

The version presented here may differ from the published version or from the version of the record. Please see the repository URL above for details on accessing the published version and note that access may require a subscription.

For more information please contact researchonline@ljmu.ac.uk

<http://researchonline.ljmu.ac.uk/>

Numerical simulation of heat transfer to separation TiO_2 /water nanofluids flow in an asymmetric abrupt expansion

Cheen Sean Oon^{1, 2, a}, Sin Nee Yew², Bee Teng Chew², Kazi Md Salim Newaz², Ahmed Al-Shamma'a¹, Andy Shaw¹, Ahmad Amiri²

¹ School of Built Environment, Liverpool John Moores University, Byron Street, Liverpool, L3 3AF, United Kingdom

² Department of Mechanical Engineering, University of Malaya, 50603 Kuala Lumpur, Malaysia

Abstract. Flow separation and reattachment of 0.2% TiO_2 nanofluid in an asymmetric abrupt expansion is studied in this paper. Such flows occur in various engineering and heat transfer applications. Computational fluid dynamics package (FLUENT) is used to investigate turbulent nanofluid flow in the horizontal double-tube heat exchanger. The meshing of this model consists of 43383 nodes and 74891 elements. Only a quarter of the annular pipe is developed and simulated as it has symmetrical geometry. Standard k-epsilon second order implicit, pressure based-solver equation is applied. Reynolds numbers between 17050 and 44545, step height ratio of 1 and 1.82 and constant heat flux of 49050 W/m^2 was utilized in the simulation. Water was used as a working fluid to benchmark the study of the heat transfer enhancement in this case. Numerical simulation results show that the increase in the Reynolds number increases the heat transfer coefficient and Nusselt number of the flowing fluid. Moreover, the surface temperature will drop to its lowest value after the expansion and then gradually increase along the pipe. Finally, the chaotic movement and higher thermal conductivity of the TiO_2 nanoparticles have contributed to the overall heat transfer enhancement of the nanofluid compare to the water.

1 Introduction

Mixing different fine particles in the basefluids has been used as a method to enhance the rate of heat transfer in various heat transfer instruments [1-3]. One of the reasons is due to the thermal conductivity of metal and metal oxide particles exhibits much higher thermal conductivity than those of the basefluids [4, 5]. However, due to the weak stability of microfluids (the mixing of micro size particle with basefluid), their applications have not been feasible over the past decade. Choking and high-pressure drop were considered as the major obstacles of the micro sized particles [6, 7]. Recently, nanofluids (mixing of nano sized particle with basefluid) have been widely studied and caught the attention of many researches [8-10]. Because of their promising properties like high thermal conductivity, stable and poor tendency to clog in microchannels, different type of nanofluids have been investigated [11, 12].

Shortly after the initial study of nanofluid by Choi [13], numerous researchers have studied the effect of different nanoparticles on the heat transfer performance of heat transfer equipments. Different nanoparticles such as copper oxide (CuO), aluminum oxide (Al_2O_3), titanium dioxide (TiO_2) and etc. have been used to produce

nanofluids for heat transfer enhancement [5, 14]. Lee et al. [15] experimentally investigated the thermal conductivity of alumina/water, alumina/ethylene glycol and CuO/ethylene glycol. It is reported 23% enhancement in the thermal conductivity of ethylene glycol in the presence of CuO nanoparticles. Murshed et al. [16] did a research in the thermal conductivity of TiO_2 /water nanofluids. According to the results, there is a strong nonlinear correlation between the thermal conductivity and volume concentration.

Metallic oxide nanoparticles such as TiO_2 , CuO has attracted many researchers in the field of the heat transfer, because of their higher thermal conductivity and good dispersivity in different basefluids such as ethylene glycol, water and oils. Moreover, metals nanoparticles are significantly capable of increasing the thermal conductivity of the basefluids [17]. Due to an increase in the interactions and collisions between the particles and basefluids, the introduction of metal oxide nanoparticles into the common basefluids demonstrates a considerable enhancement in the heat transfer rate of these fluids. Zeinali Heris et al. [17] studied the convective heat transfer coefficient of Al_2O_3 /water, Cu/water, and CuO/water nanofluids in a circular tube at constant wall-temperature condition at laminar flow regime. The results

^a Corresponding author: C.S.Oon@2013.ljmu.ac.uk

showed that the convective heat transfer coefficient increased as the Peclet number as well as nanoparticle concentration increased. Farajollahi et al. [18] obtained the optimal concentration for $\text{TiO}_2/\text{water}$ and $\text{Al}_2\text{O}_3/\text{water}$ nanofluids. Nguyen et al. [19] investigated the heat transfer performance of $\text{Al}_2\text{O}_3/\text{water}$ nanofluids with different sizes and reported that as the size of nanoparticles increased, the heat transfer rates decreased. On the other hand, some studies confirmed that nanoparticles with low concentration can considerably enhance the thermal conductivity of basefluids [20]. Among different metal oxide nanoparticles, titanium dioxide is selected as a promising and safe nanoparticle for human and is widely utilized for various issues such as biological, nanocomposite, and physical applications [21, 22]. By looking at chemical activity, TiO_2 can prepare a brilliant physical and chemical stability in different basefluids without any surfactant as a stabilizer, which is the main source for reducing extra problems in the thermal equipments. So, TiO_2 with an appropriate dispersion can be a good candidate to investigate. In the current study, a numerical simulation in the presence of TiO_2 nanofluid is investigated in an asymmetric abrupt expansion. The thermal performance of TiO_2 nanofluid is studied under various step height ratios in a horizontal double tube heat exchanger.

2 Methodology

2.1 Design

In order to investigate the rate of heat transfer in the presence of TiO_2 nanofluid, an asymmetric abrupt expansion is first simulated by computational fluid dynamic software (FLUENT) [23]. As can be seen in Figure 1, the length of the annular pipe is 1300mm with an inner diameter of 20mm. The red line along the outer pipe in the figure indicates the surface area heated at heat flux, q of 49050 W/m^2 . The step heights were created by changing the diameter of entrance tube (d) from 60mm to 33mm, which is equivalent to the step height ratios of 1 and 1.82 respectively.

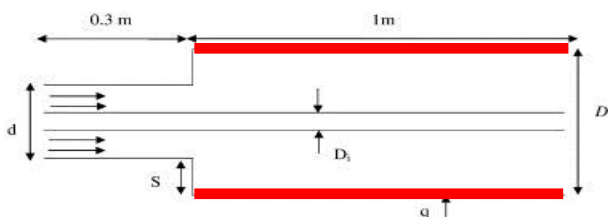


Figure 1. Schematic diagram of flow in an annular pipe with sudden expansion.

Table 1 illustrate the summarized dimensions of test section of the horizontal double-tube heat exchanger with variable steps heights.

Table 1. Dimensions of the model.

Inner tube (mm)	Annular Test Section (mm)
-----------------	---------------------------

$D_i = 20$	$d = 60$ and 33	$D = 60$
1300	300	1000

2.2 CFD simulations

Numerical simulation is utilized to study the Nusselt number, the local heat transfer coefficient and the flow behaviour through sudden expansion in an annular pipe [24]. Figure 2 illustrates the geometry meshed via the FLUENT software. The meshing results include the statistic nodes of 43383 and 74891 elements. Only a quarter of the annular pipe is drawn and simulated due to its symmetrical geometry.

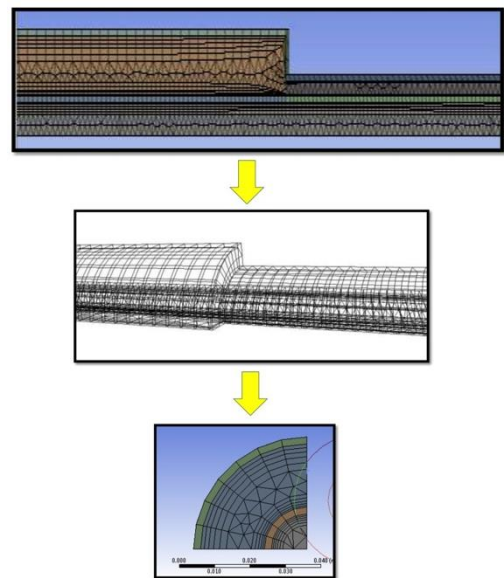


Figure 2. Meshing of the geometry.

Simulations were performed until its residual values drop below $1 \cdot 10^{-4}$. Four distinct Reynolds numbers of 17050, 30720, 39992 and 44545 are selected to investigate in the simulation. Obviously these Reynolds numbers imply the fully developed turbulent flow. The boundary condition for the inlet is set as velocity inlet. Both of the momentum and turbulent dissipation rate are interpreted by the second order upwind. Table 2 shows the computational conditions of the numerical simulation. Standard k-epsilon second order implicit, pressure based-solver equation is applied. The simulated fluid flow is treated as single phase flow rather than multiphase flow, the fluids properties played an important role in this study. Thermophoresis effect is neglected.

Table 2. Computational conditions of the numerical simulations.

Computational conditions	
Density	1000 kg/m^3
Viscosity	$1.7894 \cdot 10^{-5} \text{ Kg/m}\cdot\text{s}$
Pressure	$101\,325 \text{ Pa}$

Space/Time	2D/unsteady, second order implicit
Residual error	$1 \cdot 10^{-4}$
Inlet boundary type	Velocity inlet
Outlet boundary type	Pressure outlet
Viscous model	k & ϵ
Interpolating Scheme (turbulence & momentum)	Second-order upwind

2.3 Data processing

To investigate the influence of the TiO_2 on the thermal properties of pure water, the heat transfer coefficient (H_x) have been considered. The local heat transfer coefficient (H_x) is calculated using Eq. (1).

$$H_x = q_c / (T_{sx} - T_{bx}) \quad (1)$$

where q_c convective heat flux, T_{sx} surface temperature and T_{bx} local bulk air temperature. Reynolds number can be calculated utilizing the equation (2):

$$Re_d = \rho_f \cdot U \cdot D_h / \mu_f \quad (2)$$

where ρ_f density of fluid, U velocity of fluid, D_h hydraulic diameter of the annular pipe and μ_f dynamic viscosity of the bulk fluid. The local Nusselt number (Nu) can be evaluated by Eq. (3):

$$Nu = H_x \cdot d / K_f \quad (3)$$

Where d diameter of pipe and K_f is the thermal conductivity of bulk fluid.

Table 3 shows the thermal physical properties of TiO_2 nanoparticles and water [25]. The nanoparticles are significantly capable of increasing the thermal conductivity of the basefluids as shown in table 3.

Table 3. Thermal physical properties of TiO_2 nanoparticles.

Property	Water as the base fluid	TiO_2 nanoparticles	TiO_2 nanofluid (0.2%)
Cp (heat capacity, J/kg K)	4182	686.2	4175
Density (kg/m^3)	998.2	4250	1004.7
Thermal conductivity (W/m.K)	0.6	8.9538	0.6208

Thermal physical properties of nanofluids such as thermal conductivity, specific heat, density and viscosity of nanofluids can be obtained by several suggested

correlations. The thermal conductivity of TiO_2 nanofluids can be calculated using equation (4) [26]:

$$K_{nf} = [(K_p + 2K_{bf} + 2\phi(K_p - K_{bf})(1 + \beta)^3) / (K_p + 2K_{bf} - \phi(K_p - K_{bf})(1 + \beta)^3)] \cdot K_{bf} \quad (4)$$

where K_{nf} thermal conductivity of nanofluid, K_p is the thermal conductivity of nanoparticles, K_{bf} thermal conductivity of basefluids and β ratio of the nanolayer thickness to the original particle radius. Generally, the value of $\beta = 0.1$, is selected in the calculation of the thermal conductivity of nanofluids. Equation (5) is utilized to calculate the density of nanofluids [27]:

$$\rho_{nf} = \phi \rho_p + (1 - \phi) \rho_{bf} \quad (5)$$

where ϕ volume fraction of the nanoparticles, ρ_{bf} density of basefluid and ρ_p density of nanoparticles. Equation (6) is used to calculate the heat capacity of nanofluids [27]:

$$Cp_{nf} = \phi Cp_p + (1 - \phi) Cp_{bf} \quad (6)$$

where Cp_{nf} heat capacity of nanofluids, Cp_{bf} heat capacity of basefluids and Cp_p heat capacity of nanoparticles. The viscosity of nanofluids is calculated using equation (7) and only appropriate for the volume fraction less than 5.0 vol.% [28].

$$\mu_{nf} = (1 + 1.25\phi) \mu_{bf} \quad (7)$$

where μ_{nf} viscosity of nanofluids and μ_{bf} viscosity of basefluids.

3 Results and Discussion

Two different step heights with four different Reynolds numbers are investigated along the test section. The heat flux is chosen 49050 W/m^2 . The variations of the surface temperature under the conditions without abrupt expansion with four Reynolds numbers between 17050 and 44545 at the constant heat flux of 49050 W/m^2 are shown in Figure 3. The graph shows an obvious increase of the surface temperature along the pipe. The minimum amount of the surface temperature is obtained at zero distance. Also, the surface temperature curve shows a gradual increase along the first 0.8 meter and afterwards results illustrates a sharp increment until the axial distance of 1.2 m. Finally, the increase of Reynolds number also increases the heat transfer.

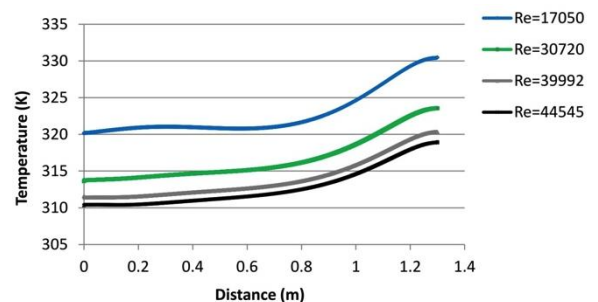


Figure 3. Graphical representation of temperature versus distance for water.

Figure 4 illustrates the distribution of the heat transfer coefficient versus distance for water at zero steps height and constant heat flux of 49050 W/m^2 for various Reynolds numbers. It can be noticed that as the surface temperature increases along the pipe, the values of the heat transfer coefficient decreases. In agreement with figure 3, the curves of the heat transfer coefficient show a gradual decrease along 0.8 meters and then illustrate a sharp drop.

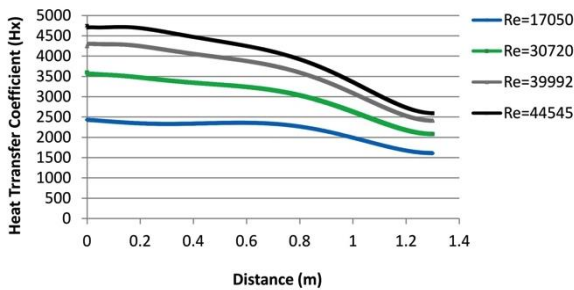


Figure 4. Graph of the heat transfer coefficient versus distance for water.

The distribution of Nusselt numbers versus distance for water at zero step height in the presence of different Reynolds numbers is illustrated in Figure 5. The Nusselt number increases along the pipe and as the Reynolds number increases. Moreover, the curves of the local heat transfer coefficient (Figure 4) and the Nusselt number (Figure 5) show the similar trends at the different Reynolds numbers.

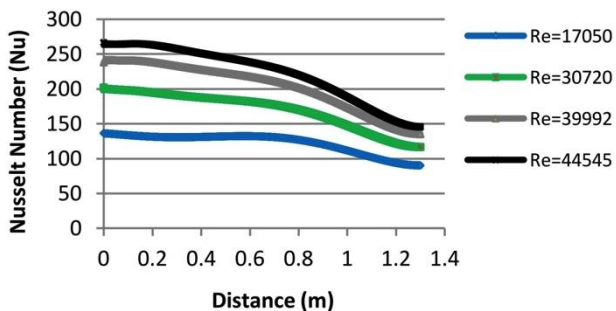


Figure 5. Graph of the Nusselt number versus distance for water.

The variations of surface temperature at the step height ratio of 1.82 with different Reynolds numbers of 17050, 30720, 39992 and 44545 are illustrated in Figure 6. The results show a sudden decrease in temperature just after the expansion, which follows by a gradual increase along the pipe. The flow reattachment occurs at the lowest temperature point. The overall is obtained surface temperature curves show the highest value at Reynolds number of 17050 but decreases as the Reynolds number increases.

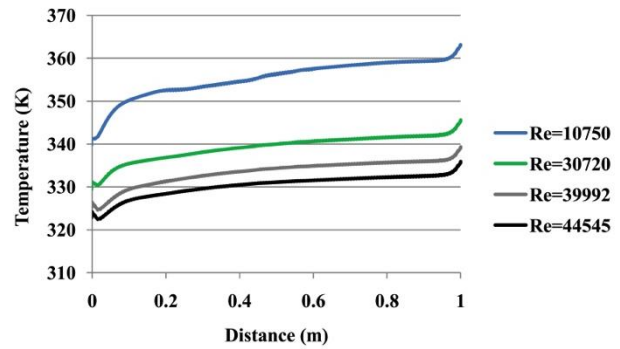


Figure 6. The schematic diagram of temperature versus distance for TiO_2 nanofluid.

Figure 7 shows the local heat transfer coefficient versus the distance of water under the same conditions. A sudden growth in the heat transfer coefficient is obvious at 0m and all curves at different Reynolds numbers illustrate a downward trend along the pipe after the abrupt expansion. It can be notice that Reynolds number of 44545 results in the maximum extent of the heat transfer coefficient.

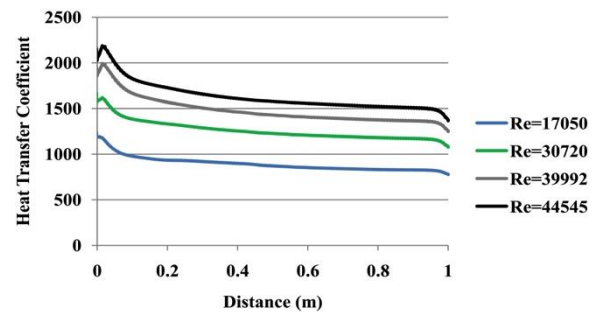


Figure 7. The diagrams of the heat transfer coefficient variation versus distance for TiO_2 nanofluid.

The curves of the Nusselt numbers versus distance for water at various Reynolds numbers are demonstrated in Figure 8. As mentioned above, the heat transfer coefficient and the Nusselt number illustrate approximately similar trends at different Reynolds numbers, which are obvious in mentioned figures.

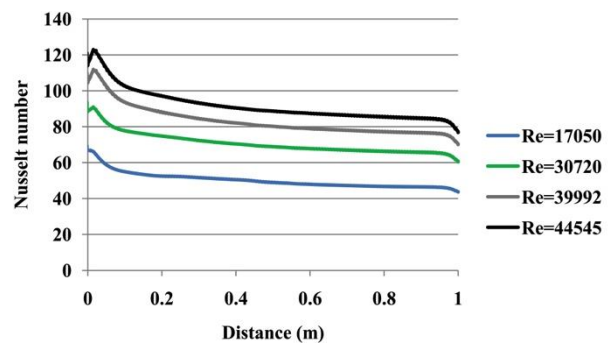


Figure 8. The schematic diagram of Nusselt number versus distance for TiO_2 nanofluid.

The schematic diagrams of temperature versus different distance for water as the basefluid and TiO_2

nanofluid are illustrated in Figure 9. The numerical simulation was conducted at 1.82 step height ratio and Reynolds number of 39992. Temperature curves of the water and TiO_2 are shown that there is a considerable drop in temperature as TiO_2 utilized. According to the higher thermal conductivity of TiO_2 nanofluid rather than that of the basefluid, the lower range of temperature of TiO_2 is reasonable.

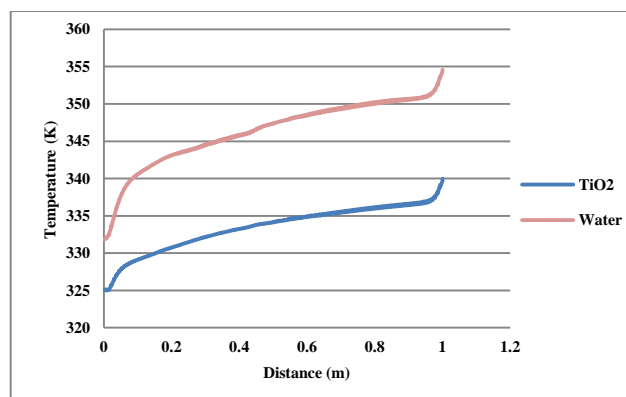


Figure 9. The schematic diagrams of temperature versus distance.

The numerical simulation results of the heat transfer coefficient in different length positions in Figure 10 for water and TiO_2 nanofluid. One can see that the heat transfer coefficient curve of TiO_2 as well as water illustrate the downward trends. In agreement with Figure 9, as the TiO_2 used, the heat transfer coefficient increased noticeably as compared with basefluid. This may be due to the fact that TiO_2 itself has a higher thermal conductivity.

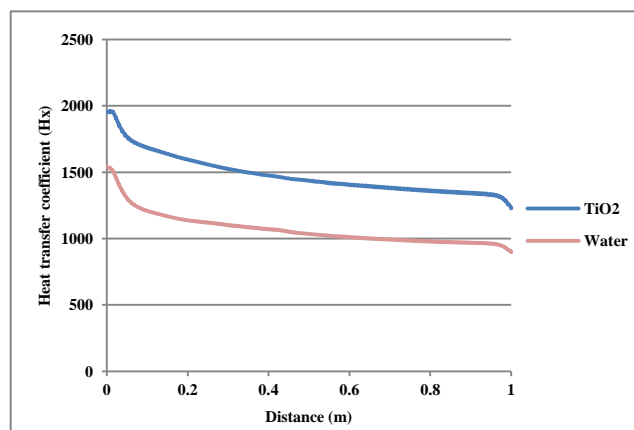


Figure 10. The schematic diagrams of the heat transfer coefficient versus distance.

The schematic diagram of Nusselt number versus distance is shown in Figure 11. There is a good similarity between the schematic curves of the heat transfer coefficient and Nusselt number. Furthermore, the Nusselt number curves of TiO_2 and water show downward trends along the pipe. In agreement with Figure 10, TiO_2 nanofluid is shown higher Nusselt number compared to water as a basefluid, which can be attributed to the higher thermal conductivity of TiO_2 in basefluid.

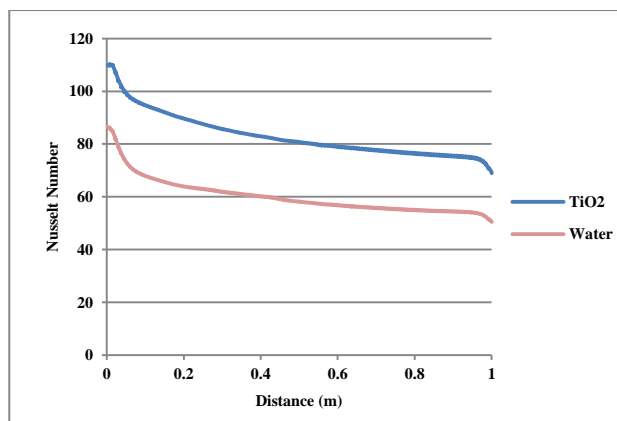


Figure 11. The schematic diagram of Nusselt number versus distance.

4 Conclusions

In summary, increase in step height ratio and Reynolds number results in a great increase in the heat transfer coefficient. It is partly due to the interactions and collisions between the particles and basefluids and increase in thermal physical properties of nanofluid. Moreover, the surface temperature will drop to its lowest value after the expansion and then gradually increase along the pipe. The minimum point of the surface temperature indicates the flow recirculation zone or reattachment point. The results also illustrate that the TiO_2 nanofluids presents higher heat transfer performance as compared to the water. TiO_2 nanofluids show the higher extent of the heat transfer coefficient and Nusselt number at the same condition such as step height ratio and Reynolds number. Finally, the chaotic movement and higher thermal conductivity of the TiO_2 nanoparticles have contributed to the overall heat transfer enhancement of the nanofluid compare to the water.

Nomenclature

C_p	Heat capacity, J/kg K
D	Diameter, m
H_x	Heat transfer coefficient, W/m ² K
K	Thermal conductivity, W/m K
Nu	Nusselt number
q	Heat flux, W/m ²
Re	Reynolds number
T	Temperature, °C
U	Velocity, m/s
x	local distance, m
D_h	Hydraulic diameter, m
TiO_2	Titanium dioxide
L	Length, m

Greek symbols

ϕ	Volume fraction
ρ	Density, kg/m ³
μ	Viscosity, Pa s
β	Ratio of the nanolayer thickness to the original particles radius

Subscripts

bf	Basefluid
nf	Nanofluid
p	Particles
f	Fluid
c	Convection
s	Surface
b	Bulk

Acknowledgements

The authors gratefully acknowledge UMRG Grant RP012B-13AET and UM.C/625/1/HIR/MOHE/ENG/45, Faculty of Engineering, University of Malaya, Malaysia for support to conduct this research work.

References

- [1] C.S. Oon, A. Badarudin, S.N. Kazi, A. Syazwan, 2013 Fifth Int. Conf. on Computational Intelligence, Modelling and Simulation (CIMSIm) (2013)
- [2] C.S. Oon, H. Togun, S.N. Kazi, A. Badarudin, E. Sadeghinezhad, Int Commun Heat Mass **46**, 92 (2013)
- [3] C.S. Oon, H. Togun, S.N. Kazi, A. Badarudin, M.N.M. Zubir, E. Sadeghinezhad, Int Commun Heat Mass **39**, 1176 (2012)
- [4] H. Togun, Y.K. Salman, H.S. Sultan Aljibori, S.N. Kazi, Int J Heat Mass Tran **54**, 766 (2011)
- [5] F. Farzin, S.Z. Heris, S. Rahimi, J. Thermoplast. Compos. Mater **27**, 127 (2013)
- [6] A. Amiri, M. Shanbedi, H. Amiri, S.Z. Heris, S.N. Kazi, B.T. Chew, H. Eshghi, Appl. Therm. Eng **7**, 450 (2014)
- [7] A. Amiri, M. Shanbedi, H. Eshghi, S.Z. Heris, M. Baniadam, J. Phys. Chem. C **116**, 3369 (2012)
- [8] M. Kahani, S. Zeinali Heris, S.M. Mousavi, Heat Mass Transfer, 11 (2014)
- [9] H. Zare-Zardini, A. Amiri, M. Shanbedi, M. Memarpour-Yazdi, A. Asodeh, Surf. Interface Anal **45**, 751 (2013)
- [10] A. Amiri, M. Memarpour-Yazdi, M. Shanbedi, H. Eshghi, J Biomed Mater Res A **101A**, 2219 (2013)
- [11] C.T. Nguyen, F. Desgranges, N. Galanis, G. Roy, T. Maré, S. Boucher, H. Angue Mintsa, Int J Therm Sci **47**, 103(2008)
- [12] P. Guardia, A. Riedinger, S. Nitti, G. Pugliese, S. Marras, A. Genovese, M.E. Materia, C. Lefevre, L. Manna, T. Pellegrino, J. Mater. Chem. B **2**, 4426 (2014)
- [13] S.U.S. Choi, J.A. Eastman, *Enhancing thermal conductivity of fluids with nanoparticles* (1995)
- [14] M.R. Sohel, S.S. Khaleduzzaman, R. Saidur, A. Hepbasli, M.F.M. Sabri, I.M. Mahbubul, Int. J. Heat Mass Transfer **74**, 164 (2014)
- [15] S. Lee, S.U.S. Choi, S. Li, J.A. Eastman, J. Heat Transfer **121**, 280 (1999)
- [16] S.M.S. Murshed, K.C. Leong, C. Yang, International Int J Therm Sci **44**, 367 (2005)
- [17] S. Zeinali Heris, S.G. Etemad, M. Nasr Esfahany, Int Commun Heat Mass **33**, 529 (2006)
- [18] B. Farajollahi, S.G. Etemad, M. Hojjat, Int. J. Heat Mass Transfer **53**, 12 (2010)
- [19] C.T. Nguyen, F. Desgranges, G. Roy, N. Galanis, T. Maré, S. Boucher, H. Angue Mintsa, Int. J. Heat Fluid Flow **28**, 1492 (2007)
- [20] S.M. Kwark, R. Kumar, G. Moreno, J. Yoo, S.M. You, Pool boiling characteristics of low concentration nanofluids, Int. J. Heat Mass Transfer **53**, 972 (2010)
- [21] C. Jayaseelan, A.A. Rahuman, S.M. Roopan, A.V. Kirthi, J. Venkatesan, S.-K. Kim, M. Iyappan, C. Siva, Spectrochim. Acta Mol. Biomol. Spectros **107**, 82 (2013)
- [22] O. Tatsuhiko, M. Ankur, Y. Seiji, N. Hisao, B. Mischa, N. Yuki, J. Phys.: Condens. Matter **26**, 244102 (2014)
- [23] C.S. Oon, A. Badarudin, S.N. Kazi, M. Fadhli, Simulation of Heat Transfer to Turbulent Nanofluid Flow in an Annular Passage, Adv Mat Res **925**, 625 (2014)
- [24] C.S. Oon, A. Al-Shamma'a, S.N. Kazi, B.T. Chew, A. Badarudin, E. Sadeghinezhad, Int Commun Heat Mass **57**, 48 (2014).
- [25] E. Abu-Nada, Int. J. Heat Fluid Flow **29**, 242 (2008)
- [26] W. Yu, S.U.S. Choi, J. Nanopart. Res **5**, 167 (2003)
- [27] B.C. Pak, Y.I. Cho, Exp Heat Transfer **11**, 151 (1998)
- [28] D.A. Drew, Passman, Stephen L, Appl. Math. Sci **135** (1999).