



LJMU Research Online

Sheridan, HC, Parker, LJF and Hammond, KM

Dietary supplements for consideration in elite female footballers

<http://researchonline.ljmu.ac.uk/id/eprint/17858/>

Article

Citation (please note it is advisable to refer to the publisher's version if you intend to cite from this work)

Sheridan, HC, Parker, LJF and Hammond, KM (2021) Dietary supplements for consideration in elite female footballers. European Journal of Sport Science, 22 (5). pp. 733-744. ISSN 1746-1391

LJMU has developed **LJMU Research Online** for users to access the research output of the University more effectively. Copyright © and Moral Rights for the papers on this site are retained by the individual authors and/or other copyright owners. Users may download and/or print one copy of any article(s) in LJMU Research Online to facilitate their private study or for non-commercial research. You may not engage in further distribution of the material or use it for any profit-making activities or any commercial gain.

The version presented here may differ from the published version or from the version of the record. Please see the repository URL above for details on accessing the published version and note that access may require a subscription.

For more information please contact researchonline@ljmu.ac.uk

<http://researchonline.ljmu.ac.uk/>



Dietary supplements for consideration in elite female footballers

Hannah C. Sheridan, Lloyd J. F. Parker & Kelly M. Hammond

To cite this article: Hannah C. Sheridan, Lloyd J. F. Parker & Kelly M. Hammond (2022) Dietary supplements for consideration in elite female footballers, *European Journal of Sport Science*, 22:5, 733-744, DOI: [10.1080/17461391.2021.1988149](https://doi.org/10.1080/17461391.2021.1988149)

To link to this article: <https://doi.org/10.1080/17461391.2021.1988149>



© 2021 The Author(s). Published by Informa UK Limited, trading as Taylor & Francis Group



Published online: 30 Dec 2021.



Submit your article to this journal [↗](#)



Article views: 4520



View related articles [↗](#)



View Crossmark data [↗](#)



Citing articles: 5 View citing articles [↗](#)

Dietary supplements for consideration in elite female footballers

Hannah C. Sheridan^a, Lloyd J. F. Parker^b and Kelly M. Hammond^c

^aTottenham Hotspur Football Club, London, UK; ^bResearch Institute for Sport and Exercise Sciences, Liverpool John Moores University, Liverpool, UK; ^cSchool of Health & Society, University of Salford, Manchester, UK

The physical demands of professional female football have intensified in recent years. Supplements are only advised in addition to a healthy, balanced diet, but may warrant a greater prevalence in the professional game to support well-being, recovery and performance. Supplements used by players should be safe, legal and scientifically proven to be effective. An individual approach should be taken to using supplements dependant on the needs and goals of the player. Female players should aim to improve the frequency of protein intake throughout the day, whilst tailoring doses to individual body mass. Vitamin D supplementation is vital throughout the winter months in countries with limited sun exposure, however doses should be administered based on individual blood test results. Iron is likely to be important to the well-being of female athletes throughout the season, in particular during the menses. Omega-3 and collagen may be of greater benefit to female than male athletes during recovery from soft tissue injury, whilst probiotics and creatine are beneficial throughout the season for reducing risk of illness and optimising recovery, respectively. Ergogenic supplements for football include beta-alanine, nitrate and caffeine. Caution should be taken with caffeine use due to the varying tolerance of difference athletes and sleep impairments that can follow.

KEYWORDS

Team sport; recovery; performance; nutrition; gender

Introduction

The dietary supplement market consists of an unimaginable variety of products that are easily available to the general population. Dietary supplements are marketed and perceived to be vital in achieving optimal health and athletic performance. This perception creates interest amongst athletes and coaches who seek to gain an edge to performance, optimise recovery or improve health and well-being.



The IOC Consensus statement (Maughan et al., 2018), defines a supplement as “a food, food component, nutrient, or non-food compound that is purposefully ingested in addition to the habitually-consumed diet with the aim of achieving a specific health and/or performance benefit”. This statement promotes that the foundations of an athlete’s diet should be based on a varied, whole-food intake, where supplements should only be used in addition to a healthy balanced diet and not as a replacement for food.

However, in certain circumstances where whole-food intake cannot achieve the desired outcomes, supplements may be useful. These include:

- for correcting nutrient deficiencies or achieving optimal nutrient intake e.g. in female athletes with higher iron requirements or vegan athletes
- for convenience when travelling e.g. poor availability of high-quality food
- for athletes experiencing a loss of appetite e.g. pre- or post-competition
- for a direct performance benefit e.g. a batch-tested, evidence-based ergogenic aid

The flow chart is shown in [Figure 1](#) (Close, Naylor, & Riach, 2017) is a useful tool for determining whether the use of a supplement may or may not be necessary.

Garthe and Maughan (2018) concluded that supplement use amongst athletes increases with the level of performance, whilst the types of supplements used, varies between males and females. In professional football, it appears that approximately 57% of professional male players use dietary supplements as demonstrated by research gathered from the 2002 and 2006 Fédération Internationale de Football Association (FIFA) World Cup tournament (Tscholl et al., 2002). There are currently

CONTACT Kelly M Hammond  k.m.hammond@salford.ac.uk  School of Health & Society, University of Salford, Manchester M54WT, UK ABSTRACT

© 2021 The Author(s). Published by Informa UK Limited, trading as Taylor & Francis Group

This is an Open Access article distributed under the terms of the Creative Commons Attribution-NonCommercial-NoDerivatives License (<http://creativecommons.org/licenses/by-nc-nd/4.0/>), which permits non-commercial re-use, distribution, and reproduction in any medium, provided the original work is properly cited, and is not altered, transformed, or built upon in any way.

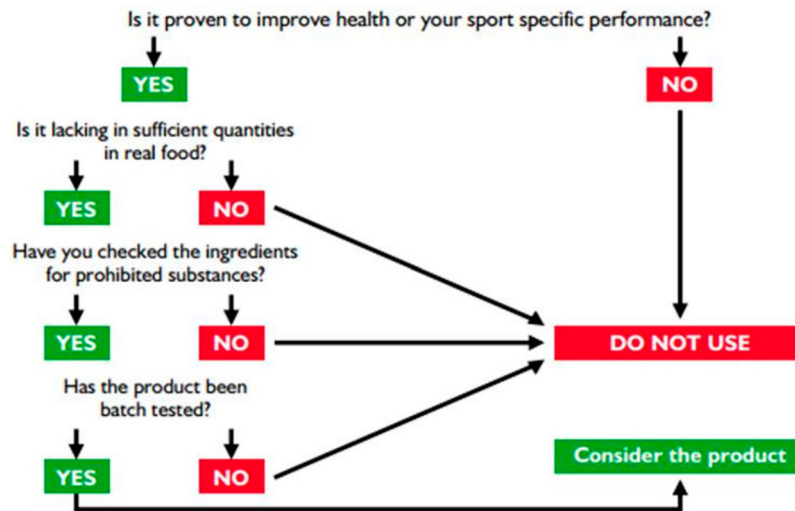


Figure 1. Supplement decision-making flow chart. Reprinted from the Sport and Exercise Nutrition Register (SEnr), supplement use in sport position statement (Close et al., 2017)

no studies determining the prevalence of supplement use in elite female footballers.

Over the last decade, the level of performance and professionalism within female football has progressed dramatically (FIFA physical analysis report). Many top-tier women's teams, such as those in the Women's Super League (WSL), now have full-time contracts and the physical demands of the game have increased (FIFA, 2019). Although investment from commercial partners has grown within women's football over the last 4 years (The FA, 2020), there remains a lack of integration and funding from professional men's clubs that have a women's football section (Valenti, 2019; Wrack, 2020). Financial limitations create additional pressures and challenges for female players, which can in turn, hinder recovery and performance; players will often travel to weekly fixtures by coach rather than plane thus extending travel time, disrupting sleep routines and limiting recovery. Budgetary restrictions can also limit food provision at the training venues of female players, which may result in suboptimal nutrient intake. When there is a restricted opportunity to engage in optimal nutrition behaviours, the use of dietary supplements advised by a qualified Nutritionist may be a convenient and cost-effective option to ensure that the recovery, health and performance of female footballers is not sacrificed.

Asides from lifestyle variations, there is growing evidence that the physiological (Pitchers & Elliot-Sale, 2019), endocrine (Park, Stefanyshyn, Ramage, Hart, & Ronsky, 2009) and anatomical (Pitchers & Elliot-Sale, 2019) differences between men and women, could put female athletes at greater risk of certain injuries, such as anterior-cruciate ligament (ACL) injury. These are of the highest prevalence in sports involving jumping or

multi-directional movements, such as football (Pitchers & Elliot-Sale, 2019). Therefore, supplements known to be beneficial for ligament rehabilitation or attenuation of muscle atrophy during an injury in female athletes, such as collagen or omega-3 fish oils, could benefit the return to play in female footballers.

Although there are plenty of studies to support the efficacy of supplement use in football, there is limited research specific to the female population. The aim of the following review is to outline dietary supplements that demonstrate growing evidence to support the demands and promote the health, recovery and performance of elite female footballers.

Macronutrient supplements

Low energy availability (LEA) is frequently observed among female athletes and is often related to the management of optimal body mass or physique. Interview data from professional female football players highlights players avoiding carbohydrate after intense training sessions due to body composition testing concerns (Culvin, 2019). LEA also occurs when there are reduced opportunities to consume food around training and match play. Female football players typically have other commitments and busy schedules outside of their day-to-day training, meaning the opportunities to consume food may be limited in some cases. Indeed, in-season observations of professional female players demonstrate that 23–33% of players had LEA, and up to 19.3% of elite players report menstrual dysfunction, a common symptom of LEA (Moss et al., 2021). In female players, the menstrual cycle results in large fluctuations in hormones (e.g. oestrogen and progesterone) which in

turn alter physiological function. Interview data from elite female rugby players highlights that 67% of athletes studied considered menstrual cycle-related symptoms to negatively impact their performance in training/competition (Findlay et al., 2020). When taken together, this highlights the importance of optimal macronutrient intake not only for minimising the risk of LEA, but also providing a convenient way to assist with daily nutrition goals, while maximising recovery and adaptation between training sessions and supporting performance across the menstrual cycle. As such, protein and carbohydrate (CHO) supplementation should be considered.

Generally, a total daily protein intake of 1–2.0 g/kg is suggested for football players to allow for chronic amplification of the muscle protein synthetic (MPS) response to training (Oliveira et al., 2017). Studies have demonstrated that female football players typically consume adequate total daily protein in accordance with these guidelines (Clark, Reed, Crouse, & Armstrong, 2003; Martin, Lambeth, & Scott, 2006). However, it is apparent that the distribution of protein throughout the day may have more influence on the modulation of MPS in comparison to the total daily protein intake (Areta et al., 2013). To the author's knowledge, there is currently no data specific to female football players, however previous data from professional male (Anderson et al., 2017) and elite youth (Naughton et al., 2016) football players highlight a skewed intake of protein throughout the day, and suboptimal intakes particularly with evening snacks. Given the importance of the daily distribution of protein, 20–40 g (~0.3 g/kg) high-quality protein split evenly through the day every 3–4 h is advised to maximally stimulate MPS (Areta et al., 2013). Protein should also be consumed at the appropriate times around training in order to maximise recovery, and as such, 0.3–0.4 g/kg in the first 2 h following a training session or match is suggested. During recovery, supplementing with whey protein is considered the optimal choice due to its higher leucine content (1–3 g) and rapid digestion (Phillips et al., 2016). The addition of a leucine-rich protein source to the recovery meal/snack after training or match play together with carbohydrate intake (0.8 g/kg) also assists with accelerating muscle glycogen resynthesis. Previous findings from professional male players (Anderson et al., 2017) indicate that protein intake in evening snacks prior to sleep has been suboptimal (0.1 g/kg), however there is increasing evidence to suggest that consuming 30–60 g of casein protein at this time enhances MPS overnight (Trommelen & Van Loon, 2016).

CHO intake should be periodised based on training and match intensities with current recommendations

suggesting between 3 and 0 g/kg daily (see Oliveira et al., 2017 for further detail). Following matches and during training sessions, CHO gels, drinks and bars can be used for convenience.

Omega-3

Omega-3 fatty acids are consumed in the diet through oily fish, such as salmon and mackerel, or by supplementation with fish oils. Omega-3 supplementation has become popular amongst athletes due to the potential to optimise muscle recovery, injury rehabilitation and cognitive function (Rawson, Miles, & Larson-Meyer, 2018). The two main components of omega-3 are eicosapentaenoic acid (EPA) and docosahexaenoic acid (DHA). EPA and DHA are thought to protect the integrity of cells and offer anti-inflammatory properties which can attenuate the severity of exercise-induced muscle damage (EIMD) (Calder, 2015).

The multi-directional movement patterns of football players are known to cause significant muscle fibre damage (Philpott et al., 2018). Although findings have been equivocal, there is growing evidence to suggest that chronic omega-3 supplementation may improve muscle recovery (Black et al., 2018; Jouris, McDaniel, & Weiss, 2011; Philpott et al., 2018) and subsequent sporting performance (Black et al., 2018) following EIMD. Unfortunately, there are no studies that have independently investigated the effect of omega-3 supplementation on muscle damage in female athletes. However, in trained male football and rugby players, 5–8 weeks of omega-3 supplementation with 2–3 g/day has shown to reduce muscle damage, soreness (Philpott et al., 2018) and fatigue (Black et al., 2018) following EIMD. Only within a real-world training environment did these findings translate into performance improvements (Black et al., 2018).

Although omega-3 supplementation appears beneficial to team sport athletes such as footballers, it is unknown whether the findings would translate to female athletes, specifically.

Interestingly, there is evidence to suggest that the neuroprotective effects of oestradiol may attenuate the extent of EIMD and repair response, in healthy, active females who are normally menstruating compared to females using oral contraceptives and healthy, active male participants (Minahan, Joyce, Bulmer, Cronin, & Sabapathy, 2015). Although there are contradicting findings within this area (Sewright, Hubal, Kearns, Holbrook, & Clarkson, 2008), Minahan et al. (2015) accounted for confounding variables, such as peak torque strength and oral contraceptive use, which has not been considered in all other studies. If further

research can support the notion that reduced concentrations of oestrogen result in exacerbation of EIMD and prolonged recovery time, then omega-3 supplementation could pose greater benefit to the recovery of female footballers using oral contraceptives compared to those that do not.

Omega-3 supplementation is also thought to improve neurocognitive function in females; 4 weeks of DHA-rich omega-3 (3.5 g/day) improved reaction time efficiency in female football players (Guzmán et al., 2011). These findings show that different compositions of omega-3 supplements may enhance physical adaptation and neuromotor function in female soccer players.

During immobilisation injury, muscle disuse leads to reduced rates of muscle protein synthesis (MyoPS) and anabolic sensitivity (McGlory et al., 2019). Chronic omega-3 (3 g/day) supplementation has shown to improve the anabolic sensitivity of muscle following feeding in healthy young men and women (Smith et al., 2011). McGlory et al. (2019) demonstrated that 5 g/day of omega-3 could improve recovery from limb immobilisation in females, by elevating rates of MyoPS and attenuating muscle atrophy during the limb immobilisation phase. Maintenance of muscle mass not only enables a faster return to play but can also reduce the risk of considerable fat mass gains as resting metabolic rate is better preserved. Aside from soft tissue injuries, contact sports naturally increase the risk of mTBI in athletes. There is evidence that supplementation with DHA prior to, or in the early stages of mTBI can offer a neuroprotective effect, therefore attenuating the deleterious brain function associated with head trauma (Rawson et al., 2018).

Vitamin D

Vitamin D and its metabolites are a group of secosteroid hormones which are primarily synthesised in the skin. Indeed, the main source of vitamin D (80–90%) comes from sunlight exposure, with only the remaining 10–20% being provided through diet (Owens, Allison, & Close, 2018). As such, many athletes including professional footballers present with vitamin D deficiency particularly during the winter months (Morton et al., 2012). Vitamin D has previously been shown to have important roles in immune function (He et al., 2013), muscle repair (Owens et al., 2015) and bone health (Lappe et al., 2008). Therefore, it is important that football players are tested periodically throughout the season to identify any deficient players and help minimise illness and injury risk.

Of particular relevance to the female player, vitamin D deficiency (25(OH)D < 20ng/mL) has been linked to

increases in inflammatory markers such as IL-6 in female populations during the pre-menstrual phase of their cycles. During this phase, PMS symptoms such as headaches, nausea and cramps typically occur due to changes in oestrogen and progesterone. These inflammatory markers have been shown to be reduced following a period of supplementation with vitamin D3 (Heidari et al., 2019). Furthermore, previous research in female Navy recruits has assessed the incidence of stress fracture injuries over 8-week training periods when supplemented with either 2000 mg of calcium and 800IU vitamin D per day or a placebo (Lappe et al., 2008). Data demonstrated that out of the 3700 recruits, 309 were diagnosed with a stress fracture, with a 21% lower incidence in the supplemented group compared to placebo. This highlights the importance of calcium and vitamin D intakes and the need for supplementation to minimise injury risk if deficiencies are present. When looking specifically at female football players, the limited data available suggests that vitamin D intakes are suboptimal throughout the football season (Clark et al., 2003; Gibson, Stuart-Hill, Martin, & Gaul, 2011). As such, there is a greater risk of stress fracture-type injuries and illness, particularly when combined with the effects of LEA.

In applied practice, 25[OH]D is the best marker to identify the vitamin D status of players. Table 1 below outlines the guidelines for the classification of vitamin D status. When a deficiency is observed, or during the winter months where sun exposure is not possible, a supplement in the range of 1000–2000IU per day is suggested until the deficiency is corrected.

Iron

Iron is a fundamental mineral used by the body for multiple processes such as oxygen transport and energy production. Research suggests that the minimum blood markers needed to assess iron status are; ferritin, haemoglobin concentration and transferrin saturation (Sim et al., 2019). Peeling et al. (2007) have proposed

Table 1. National Academy of Medicine (NAM) guidelines for the classification of Vitamin D status (adapted from Owens et al., 2018).

25[OH]D concentration (nmol.L ⁻¹)	Classification
< 12	Severely deficient
12 ≤ 30	Deficient
30–50	Inadequate
> 50	Adequate
>75	Adequate for athletes (Owens et al., 2018)
> 180	Toxic

the following categories to define the varying levels of iron deficiency (ID) in athletes.

- Stage 1 – ID: ferritin < 35 µg/L, Hb > 115 g/L, transferrin saturation > 16%
- Stage 2 – iron-deficient non-anaemia (IDNA): ferritin < 20 µg/L, Hb > 115 g/L, transferrin saturation < 16%
- Stage 3 – iron-deficient anaemia (IDA): ferritin < 12 µg/L, Hb < 115 g/L, transferrin saturation < 16%

The prevalence of ID in female athletes is thought to be between 15% and 50% (Sim et al., 2019). Landahl, Adolfsson, Börjesson, Mannheimer, and Rödger (2005) found that 57% of international level female football players had ID with 29% suffering from IDA. Female football players are at increased risk of ID as a result of blood loss during menses. A female footballer with reduced iron stores can suffer from lethargy, fatigue and low mood which are likely to have an impact on training, sleep and match performances.

Iron cannot be endogenously synthesised; therefore, adequate iron intake and absorption are key to maintain optimal levels. Maintaining iron stores through diet alone can pose a significant challenge due to low bioavailability of haem (15–35%) and non-haem (2–20%) dietary iron, dietary restrictions (vegetarian/vegan), low energy intake, lack of knowledge and the post-exercise hepcidin response. In the hours (3–6 h) following exercise, hepcidin levels increase 2–7-fold and absorption of dietary iron is suppressed during this window (McCormick, Sim, Dawson, & Peeling, 2020). Findings have shown that morning hepcidin levels and those immediately after exercise (within 30 min) are significantly lower, thus providing an effective period for consumption of iron-rich foods or supplements (McCormick et al., 2020). In addition, the female hormone oestrogen can influence iron metabolism via the suppressive effects on hepcidin, which when elevated, further reduces the absorption of dietary iron (Hou et al., 2012). To the author's knowledge, there is currently no research specifically looking at the effects of the primary female hormones' oestrogen and progesterone (and their synthetic form oestradiol and progestogens) in elite female football players.

If a player has ID, one strategy to resolve this is supplemental oral iron. Slow-release ferrous sulphate is the best-tolerated form of supplementation, although it is important to note that this still causes a high incidence of gastrointestinal (GI) disturbances (Tolkien, Stecher, Mander, Pereira, & Powell, 2015). A dose of ~100 mg per day has proven to increase ferritin stores over an 8–12-week time frame (Sim et al., 2019). However, for players that suffer from GI issues alternate

day supplementation has been proven to have a greater cumulative response (Sim et al., 2019). These regimes in combination with iron absorption enhancers such as vitamin C should be considered when devising an individual supplement strategy for a player.

Probiotics

Probiotics are live microorganisms which, when provided in sufficient quantities have been shown to offer a multitude of health benefits such as GI health and immune health (Jäger et al., 2019). Current literature suggests that athlete populations have varying gut microbiota compositions in comparison to sedentary individuals, and as such, may experience GI distress (e.g. vomiting, nausea, diarrhoea, bloating, acid reflux) in response to exercise, particularly at high intensities and long durations (Mohr et al., 2020). Since approximately 70% of the immune system is located in the gut, creating a healthier gut environment is one of the key benefits of probiotic supplementation for promoting immune responses. This also helps athletes avoid digestive issues and ensures optimal absorption of macronutrients which are essential for performance and recovery (Jäger et al., 2019). Previous data from elite rugby union players demonstrates that 4-weeks of supplementation with a probiotic mix containing three strains at a dosage of 3×10^9 (3 billion) colony-forming units significantly reduced the duration and number of GI and upper respiratory tract infections (URTI) compared with a placebo (Haywood et al., 2014).

Due to their busy and often demanding schedules, female football players will frequently find themselves in situations that may include travel, exposure to crowds and poor hygiene at training and competition venues, all of which can increase their exposure to pathogens, increasing the risk of illnesses such as URIs. Illness risk is also higher during periods of increased training load, sleep disruption and changes in environmental conditions, all of which have a further immunosuppressive effect (Walsh et al., 2011). As such, a probiotic supplement containing both *Lactobacillus* and *Bifidobacterium* may be beneficial for promoting immune health during specific periods throughout the season where situations of this type arise, particularly during any foreign travel and throughout training in the winter months. It is suggested that a minimum intervention time of 14 days is required to impact the immune response, since it takes this time for probiotics to colonise on the GI tract (Jäger et al., 2019). In this regard, a variety of probiotic strains have been studied in athlete populations, and a multi-strain

formula may reduce the duration of supplementation needed for adhesion and colonisation on the GI tract.

Collagen

Musculoskeletal injuries are the most common injury type in athlete populations with the incidence of soft tissue injury reaching up to 60% in players from the EPL (Baar, 2017). This is of particular significance to female athlete populations whereby ACL injury is 4–6 times more likely compared with male athletes (Hewett, Myer, Ford, Paterno, & Quatman, 2016). Collagen is a key component of musculoskeletal connective tissues (tendons, ligaments, cartilage and bone), the structure and function of which depends on the abundance of collagen in the extracellular matrix (Baar, 2017; Shaw, Lee-Barthel, Ross, Wang, & Baar, 2017). Since collagen protein makes up more than 80% of tendons and ligaments, research over the last decade has investigated the value of collagen supplementation in joint pain, injury rehabilitation and injury prevention for athletes. Indeed, a study in 97 athletes who had previously suffered with joint pain demonstrated that supplementation with collagen hydrolysate over a 24-week period significantly reduced joint pain both at rest and while running and changing direction (Clark et al., 2008). In addition, recent data demonstrate that when combined with loading on the joint, supplementation with 15 g of vitamin C enriched gelatine (a product rich in collagen) 1-h prior to intermittent activity significantly improved collagen synthesis in comparison to 5 g or a placebo (Shaw et al., 2017).

In females specifically, it has been reported that the mechanical properties of ligaments are influenced by hormones, with a downregulation in collagen synthesis observed when concentrations of oestrogen increase (Liu, Al-Shaikh, Panossian, Finerman, & Lane, 1997). This results in ligament laxity and a reduction in mechanical function due to decreases in enzymatic cross-linking of collagen in the joint (Lee et al., 2015). This, in turn, may weaken the ligament, thereby increasing the risk of joint injuries in female athlete populations during the pre-ovulatory phase of their menstrual cycles (Lee et al., 2015). Indeed, data demonstrate that changes in knee joint laxity during the menstrual cycle does have an impact on joint loading during movement (Park et al., 2009), which has the potential to increase the risk of joint injury.

In an applied setting, it is therefore suggested that female football players consume a collagen-rich supplement (containing ~15 g collagen with 50 mg of vitamin C) in the hour prior to training (Shaw et al., 2017), particularly during the pre-ovulatory phase of

their menstrual cycles to promote collagen synthesis and minimise joint injury risk.

Creatine

Around 60–70% of creatine is stored in skeletal muscle as phosphocreatine. Creatine is available in the diet through the consumption of dairy, red and white meat and fish. In football, creatine is of particular interest due to phosphocreatine stores significantly declining during match play. Thus, with creatine supplementation, repeated sprint performance during both short and prolonged intermittent exercise can be improved. In addition, creatine has been shown to increase post-exercise muscle glycogen resynthesis (Robinson, Sewell, Hultman, & Greenhaff, 1999). Although studies specifically looking at female footballers are sparse and often carried out in sub-elite groups, there has been a consensus that creatine supplementation is beneficial. Female college footballers supplemented with creatine increased strength but not lean tissue during an off-season period (Larson-Meyer et al., 2000). While Cox, Mujika, Tumilty, & Burke (2002) found that creatine improved repeated sprints and agility tasks in a soccer-simulated match play in Australian national team players. Finally, Ramírez-Campillo et al. (2016) discovered that creatine in conjunction with plyometric training enhanced adaptations in amateur female football players.

There is currently an increase in vegetarian and vegan athletes. Research has proven that due to a lack of creatine in their diet, supplementing vegetarian athletes with creatine increased; lean tissue mass, type II fibre area, insulin-like growth factor-1, muscular strength, muscular endurance, and brain function (Kaviani, Shaw, & Chilibeck, 2020).

Some research has linked creatine supplementation with negative side effects. However, a recent meta-analysis found that there are no adverse, renal or hepatic consequences of creatine supplementation in females (de Guingand, Palmer, Snow, Davies-Tuck, & Ellery, 2020). Weight gain is often seen as a side effect of creatine. Although de Guingand et al. (2020) report no significant change in body weight in females supplementing with creatine, at an individual level some participants did report a small weight increase, which for some players may be undesirable.

While the evidence for creatine supplementation in female football players is currently limited, there is a strong rationale for supplementation. It could be of particular use for strength training, improving repeated sprints, muscle glycogen resynthesis and vegetarian/vegan players. It is recommended to use a loading

regime of 20 g/day for seven days followed by a maintenance dose of 5 mg/kg/day. Alternatively, to reduce potential side effects of the loading phase, 5 mg/kg/day can be supplemented, but it will take an additional two weeks to obtain similar benefits.

Caffeine

Caffeine (1, 3, 7-trimethylxanthine) is one of the most commonly used supplements in football (Mielgo-Ayuso et al., 2019). It is usually consumed in the form of beverages (coffee, tea, soft drinks, energy drinks), but increasingly in more novel forms such as chewing gum, energy gels and tablets. Unfortunately, in the past 40 years only 13.2% of research investigating caffeine ergogenicity involved female athletes (Salinero et al., 2019). Overall evidence indicates that caffeine has the capacity to improve soccer-specific skills such as vertical jump height, repeated sprint ability, running distance and passing accuracy (Mielgo-Ayuso et al., 2019). Caffeine supplementation is complicated in females due to oestrogen and oral contraceptives affecting caffeine metabolism and prolonging the half-life of caffeine. To the author's knowledge, only two studies have looked at elite female footballers. In female football players taking oral contraceptives Ali, O'Donnell, Foskett, and Rutherford-Markwick (2016) discovered that caffeine supplementation increased eccentric strength and power. Lara et al. (2014) found that 3 mg/kg of caffeine in an energy drink enhanced jump height, repeated sprint performance, total running distance, and the distance covered at high intensity and sprint velocity during a simulated game. Further research needs to be conducted on female football players looking at the impact of caffeine on performance at various points in the menstrual cycle and those using hormonal contraceptives.

Despite its benefits, caffeine supplementation can have several side effects including insomnia, increased anxiety and gastric irritation. The response to caffeine can depend on a variety of factors including habitual intake, dose and genetics (Ruiz-Moreno et al., 2020).

Ergogenic effects of caffeine are typically achieved at doses between 3 and 6 mg/kg 45–60 min pre-exercise (Mielgo-Ayuso et al., 2019). Apart from caffeine gum, plasma caffeine levels peak 45–60 min after ingestion, therefore it is recommended to consume caffeine during the warmup period. Due to quicker absorption through the buccal mucosa, caffeine gum should be consumed just before kick-off. Players should be aware of the timing of caffeine supplementation and the potential impact it can have on sleep. It is heavily advised that any supplementation is individualised to

the player and practiced in training before being used on match day.

Nitrate

Dietary nitrate has become a popular topic in sport due to the impact of nitric oxide (NO) on a variety of physiological functions that are important during exercise. Inorganic dietary nitrate occurs naturally in foods such as beetroot, rocket and spinach, however athletes have started to supplement with concentrated nitrate shots, for convenience and proven performance benefits. Dietary nitrate is converted to NO via 2 pathways outlined in Figure 2 (Jones, 2014).

Acute (2.5 h prior to exercise) and chronic (3–15 days) nitrate supplementation with approximately 5–8 mmol of nitrate has shown to be beneficial to sub-maximal and high-intensity exercise performance in trained, sub-elite athletes. Nitrate supplementation has more recently demonstrated an ergogenic purpose within high-intensity intermittent (HIIT) exercise, due to the dominance of the oxygen-independent pathway which is enhanced under hypoxic conditions (Wylie et al., 2016). In recreational, male team-sport players, 5-days of nitrate supplementation (6–8 mmol) improved repeated sprint performance and reaction time (Thompson et al., 2016; Wylie et al., 2016). The underlying mechanisms optimising HIIT performance, similar to that of a competitive football match, include a reduction in the PCr cost of muscle force production, improved calcium handling, mitochondrial efficiency and type II muscle fibre function (Jones, 2014; Wylie et al., 2016). Unfortunately, both elite and female populations are under-represented in this area of research.

In healthy female adults, baseline levels of nitrite and nitrate were found to be higher compared to adult males (Kapil et al., 2010), suggesting that nitrate supplementation may have a blunted effect on performance in females. However, when correcting the doses relative to body mass, there were no significant differences. It has also been noted that female adults have a significantly greater dietary nitrate intake than men, which could be responsible for elevated levels of nitrite and nitrate at baseline (Jonvik et al., 2017).

In elite athletes, it has been suggested that the advanced physiological adaptations that occur in response to chronic training, render them less responsive to the ergogenic effects of nitrate (Jones, Thompson, Wylie, & Vanhatalo, 2018). Prolonged supplementation with high doses of nitrate has shown to have more promising effects on performance in highly trained athletes compared to acute, low doses (Jones et al., 2018). Additionally, the ergogenic effect

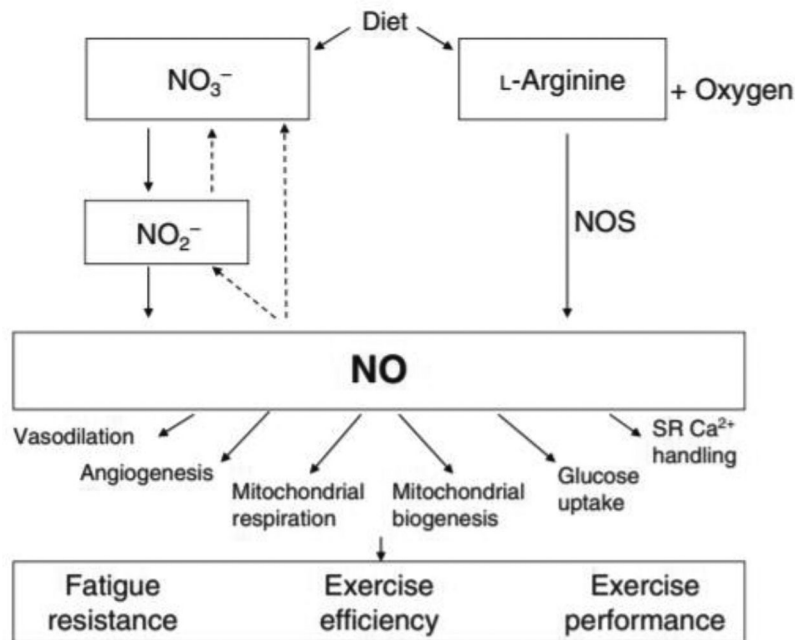


Figure 2. Pathways and physiological benefits of nitric oxide production. Note. The most established pathway is the endogenous production of NO through the oxidation of L-arginine facilitated by nitric oxide synthase. The most recently discovered, is the reduction of dietary nitrate to nitrite by anaerobic bacteria in the oral cavities, which is further reduced to NO. Reprinted from Jones (2014).

of nitrate supplementation in elite athletes may vary depending on the mode of exercise used; high doses of nitrate (8.5–9.6 mmol) have proven effective at optimising time trial performance in highly trained male rowers (Hoon et al., 2014) and elite female kayakers (Peeling, Cox, Bullock, & Burke, 2015). Researchers alluded to the potential for nitrate supplementation to have greater performance benefits in elite athletes with a higher proportion of type II muscle fibres (Jones et al., 2018). Further studies exclusively using the female athlete population are required, however current findings suggest that ergogenic effects of nitrate supplementation are not exclusive to male athletes and may be enhanced in highly trained athletes whom have a greater proportion of type II muscle fibres.

Although the effects of nitrate supplementation may be blunted in an elite population, there is positive evidence to suggest that prolonged supplementation periods and/or acute high doses (8–10 mmol) of nitrate may improve performance in elite female athletes competing in high intensity exercise events.

Beta-alanine

Beta-alanine (BA) combines with L-histidine in the muscle to form β -alanyl-L-histidine (carnosine). Previous research has highlighted carnosine of particular interest given that it can act as an intracellular buffer to H^+ .

When comparing baseline intramuscular carnosine levels, females have between 12% and 72% lower levels compared to males. In addition, females often require lower levels of BA supplementation to obtain similar relative increases in carnosine compared to males (Stegen et al., 2014). BA supplementation can delay the onset of muscular fatigue and improve recovery during repeated bouts of high-intensity exercise (Saunders et al., 2017). In females, BA supplementation has been shown to increase time to exhaustion and decrease feelings of perceived exertion (Glenn, Smith, Moyen, Binns, & Gray, 2015). Given the repeated sprint nature of football, it has become increasingly common practice for football players to supplement with BA. Unfortunately, the effects of BA on football-specific protocols are unclear and contradictory. In international youth female footballers, BA supplementation did not attenuate a drop-in exercise intensity over an intense period of training (Ribeiro et al., 2020). Previous research in elite female soccer players found that a combination of BA and plyometric training compared to plyometric training alone did improve a running aerobic sprint test (Rosas et al., 2017). A potential side effect of supplementing with BA is paraesthesia, although harmless, can cause some discomfort to the athletes.

The evidence in female football players is inconclusive but there is a strong scientific rationale to supplement with BA. Based on current research female

football players should use a loading dose for 4 weeks and a maintenance dose based on their weight (Stegen et al., 2014). It is recommended that players weighing 56 kg dose with 2.5 g per-day, 64 kg with 3.4 g-per day and heavier (> 70 kg) 5.5 g-per day. A maintenance dose of 18 mg kg⁻¹ BW per day is recommended due to the correlation between weight and maintaining muscle carnosine levels (Stegen et al., 2014). To help limit the chance of the player suffering with paraesthesia, it is recommended that the dose is split into 0.8–1.6 g every 3–4 h.

Summary

Over the past decade, there has been an increase in research specific to female athlete. With the increasing popularity of supplement use in athlete populations, the current review provides an overview of some of the key supplements with evidence to suggest they may have benefit in promoting the health, recovery and performance of female football players. A guide to their practical applications in the sport throughout the season is also included. When choosing a supplement, both players and practitioners are advised to use the SENr supplement decision-making flowchart to choose safe batch-tested products with scientific evidence to support their use.

Disclosure statement

No potential conflict of interest was reported by the author(s).

Funding

The author(s) reported there is no funding associated with the work featured in this article.

References

- Ali, A., O'Donnell, J., Foskett, A., & Rutherford-Markwick, K. (2016). The influence of caffeine ingestion on strength and power performance in female team-sport players. *Journal of the International Society of Sports Nutrition*, 13(1), 1–9.
- Anderson, L., Naughton, R. J., Close, G. L., Di Michele, R., Morgans, R., Drust, B., & Morton, J. P. (2017). Daily distribution of macronutrient intakes of professional soccer players from the English Premier League. *International Journal of Sport Nutrition and Exercise Metabolism*, 27(6), 491–498.
- Areta, J. L., Burke, L. M., Ross, M. L., Camera, D. M., West, D. W., Broad, E. M., ... Hawley, J. A. (2013). Timing and distribution of protein ingestion during prolonged recovery from resistance exercise alters myofibrillar protein synthesis. *The Journal of Physiology*, 591(9), 2319–2331.
- Baar, K. (2017). Minimizing injury and maximizing return to play: Lessons from engineered ligaments. *Sports Medicine*, 47(1), 5–11.
- Black, K. E., Witard, O. C., Baker, D., Healey, P., Lewis, V., Tavares, F., ... Smith, B. (2018). Adding omega-3 fatty acids to a protein-based supplement during pre-season training results in reduced muscle soreness and the better maintenance of explosive power in professional Rugby Union players. *European Journal of Sport Science*, 18(10), 1357–1367.
- Calder, P. C. (2015). Marine omega-3 fatty acids and inflammatory processes: Effects, mechanisms and clinical relevance. *Biochimica et Biophysica Acta (BBA)-Molecular and Cell Biology of Lipids*, 1851(4), 469–484.
- Clark, K. L., Sebastianelli, W., Flechsenhar, K. R., Aukermann, D. F., Meza, F., Millard, R. L., ... Albert, A. (2008). 24-Week study on the use of collagen hydrolysate as a dietary supplement in athletes with activity-related joint pain. *Current Medical Research and Opinion*, 24(5), 1485–1496.
- Clark, M., Reed, D. B., Crouse, S. F., & Armstrong, R. B. (2003). Pre-and post-season dietary intake, body composition, and performance indices of NCAA division I female soccer players. *International Journal of Sport Nutrition and Exercise Metabolism*, 13(3), 303–319.
- Close, L. G., Naylor, M., & Riach, I. (2017). *The Sport and Exercise Nutrition Register (SENr) supplement use in sport position statement*. <http://www.senr.org.uk/wp-content/uploads/SENr-Statement-updated-January-2017.pdf>.
- Cox, G., Mujika, I., Tumilty, D., & Burke, L. (2002). Acute creatine supplementation and performance during a field test simulating match play in elite female soccer players. *International Journal of Sports Nutrition and Exercise Metabolism*, 12(1), 33–46.
- Culvin, A. (2019). *Football as work: The new realities of professional women footballers in England* [Doctoral Thesis]. Lancaster, University Of Central Lancashire.
- de Guingand, D. L., Palmer, K. R., Snow, R. J., Davies-Tuck, M. L., & Ellery, S. J. (2020). Risk of adverse outcomes in females taking oral creatine monohydrate: A Systematic Review and meta-analysis. *Nutrients*, 12(6), 1780.
- Fédération Internationale de Football Association. (2019). *Physical analysis of FIFA women's world cup France 2019*. <https://img.fifa.com/image/upload/zijqly4oednqa5gffgaz.pdf>.
- Findlay, R. J., Macrae, H. E. R., Whyte, I. Y., Easton, C., Nee, F., & Whyte, L. J. (2020). How the menstrual cycle and menstruation affect sporting performance: Experiences and perceptions of elite female rugby players. *British Journal of Sports Medicine*, 54(18), 1108–1113.
- Garthe, I., & Maughan, R. J. (2018). Athletes and supplements: Prevalence and perspectives. *International Journal of Sport Nutrition and Exercise Metabolism*, 28(2), 126–138.
- Gibson, J. C., Stuart-Hill, L., Martin, S., & Gaul, C. (2011). Nutrition status of junior elite Canadian female soccer athletes. *International Journal of Sport Nutrition and Exercise Metabolism*, 21(6), 507–514.
- Glenn, J. M., Smith, K., Moyon, N. E., Binns, A., & Gray, M. (2015). Effects of Acute beta-alanine supplementation on anaerobic performance in trained female cyclists. *Journal of Nutritional Science and Vitaminology (Tokyo)*, 61(2), 161–166.
- Guzmán, J. F., Esteve, H., Pablos, C., Pablos, A., Blasco, C., & Villegas, J. A. (2011). DHA-rich fish oil improves complex

- reaction time in female elite soccer players. *Journal of Sports Science & Medicine*, 10(2), 301–305.
- Haywood, B. A., Black, K. E., Baker, D., McGarvey, J., Healey, P., & Brown, R. C. (2014). Probiotic supplementation reduces the duration and incidence of infections but not severity in elite rugby union players. *Journal of Science and Medicine in Sport*, 17(4), 356–360.
- He, C. S., Handzlik, M. K., Fraser, W. D., Muhamad, A. S., Preston, H., Richardson, A., & Gleeson, M. (2013). Influence of vitamin D status on respiratory infection incidence and immune function during 4 months of winter training in endurance sport athletes. *Exercise Immunology Review*, 19, 86–101.
- Heidari, H., Amani, R., Feizi, A., Askari, G., Kohan, S., & Tavasoli, P. (2019). Vitamin D supplementation for premenstrual syndrome-related inflammation and antioxidant markers in students with vitamin D deficient: A randomized clinical trial. *Scientific Reports*, 9(1), 1–8.
- Hewett, T. E., Myer, G. D., Ford, K. R., Paterno, M. V., & Quatman, C. E. (2016). Mechanisms, prediction, and prevention of ACL injuries: Cut risk with three sharpened and validated tools. *Journal of Orthopaedic Research*, 34(11), 1843–1855.
- Hoon, M. W., Jones, A. M., Johnson, N. A., Blackwell, J. R., Broad, E. M., Lundy, B., ... Burke, L. M. (2014). The effect of variable doses of inorganic nitrate-rich beetroot juice on simulated 2000-m rowing performance in trained athletes. *International Journal of Sports Physiology and Performance*, 9(4), 615–620.
- Hou, Y., Zhang, S., Wang, L., Li, J., Qu, G., He, J., ... Liu, S. (2012). Estrogen regulates iron homeostasis through governing hepatic hepcidin expression via an estrogen response element. *Gene*, 511(2), 398–403.
- Jäger, R., Mohr, A. E., Carpenter, K. C., Kerksick, C. M., Purpura, M., Moussa, A., ... Antonio, J. (2019). International society of sports nutrition position stand: Probiotics. *Journal of the International Society of Sports Nutrition*, 16(1), 1–44.
- Jones, A. M. (2014). Dietary nitrate supplementation and exercise performance. *Sports Medicine*, 44(1), 35–45.
- Jones, A. M., Thompson, C., Wylie, L. J., & Vanhatalo, A. (2018). Dietary nitrate and physical performance. *Annual Review of Nutrition*, 38, 303–328.
- Jonvik, K. L., Nyakayiru, J., van Dijk, J. W., Wardenaar, F. C., Van Loon, L. J., & Verdijk, L. B. (2017). Habitual dietary nitrate intake in highly trained athletes. *International Journal of Sport Nutrition and Exercise Metabolism*, 27(2), 148–157.
- Jouris, K. B., McDaniel, J. L., & Weiss, E. P. (2011). The effect of omega-3 fatty acid supplementation on the inflammatory response to eccentric strength exercise. *Journal of Sports Science & Medicine*, 10(3), 432–438.
- Kapil, V., Milsom, A. B., Okorie, M., Maleki-Toyserkani, S., Akram, F., Rehman, F., ... Ahluwalia, A. (2010). Inorganic nitrate supplementation lowers blood pressure in humans: Role for nitrite-derived NO. *Hypertension*, 56(2), 274–281.
- Kaviani, M., Shaw, K., & Chilibeck, P. D. (2020). Benefits of creatine supplementation for vegetarians compared to omnivorous athletes: A systematic review. *International Journal of Environmental Research and Public Health*, 17, 9, 3041–3054.
- Landahl, G., Adolfsson, P., Börjesson, M., Mannheimer, C., & Rödger, S. (2005). Iron deficiency and anemia: A common problem in female elite soccer players. *International Journal of Sports Nutrition and Exercise Metabolism*, 15(6), 689–694.
- Lappe, J., Cullen, D., Haynatzki, G., Recker, R., Ahlf, R., & Thompson, K. (2008). Calcium and vitamin D supplementation decreases incidence of stress fractures in female navy recruits. *Journal of Bone and Mineral Research*, 23(5), 741–749.
- Lara, B., Gonzalez-Millán, C., Salinero, J. J., Abian-Vicen, J., Areces, F., Barbero-Alvarez, J. C., ... Del Coso, J. (2014). Caffeine-containing energy drink improves physical performance in female soccer players. *Amino Acids*, 46(5), 1385–1392.
- Larson-Meyer, D. E., Hunter, G., Trowbridge, C. A., Turk, J. C., Ernest, J., Torman, S. L., ... Harbin, P. (2000). The effect of creatine supplementation on muscle strength and body composition during Off season training in female soccer players. *Journal of Strength and Conditioning Research*, 14(4), 434–442.
- Lee, C. A., Lee-Barthel, A., Marquino, L., Sandoval, N., Marcotte, G. R., & Baar, K. (2015). Estrogen inhibits lysyl oxidase and decreases mechanical function in engineered ligaments. *Journal of Applied Physiology*, 118(10), 1250–1257.
- Liu, S. H., Al-Shaikh, R. A., Panossian, V., Finerman, G. A., & Lane, J. M. (1997). Estrogen affects the cellular metabolism of the anterior cruciate ligament: A potential explanation for female athletic injury. *The American Journal of Sports Medicine*, 25(5), 704–709.
- Martin, L., Lambeth, A., & Scott, D. (2006). Nutritional practices of national female soccer players: Analysis and recommendations. *Journal of Sports Science & Medicine*, 5(1), 130–137.
- Maughan, R. J., Burke, L. M., Dvorak, J., Larson-Meyer, D. E., Peeling, P., Phillips, S. M., ... Meeusen, R. (2018). IOC consensus statement: Dietary supplements and the high-performance athlete. *International Journal of Sport Nutrition and Exercise Metabolism*, 28(2), 104–125.
- McCormick, R., Sim, M., Dawson, B., & Peeling, P. (2020). Refining treatment strategies for iron deficient athletes. *Sports Medicine*, 50, 2111–2123.
- McGlory, C., Gorissen, S. H., Kamal, M., Bahniwal, R., Hector, A. J., Baker, S. K., ... Phillips, S. M. (2019). Omega-3 fatty acid supplementation attenuates skeletal muscle disuse atrophy during two weeks of unilateral leg immobilization in healthy young women. *The FASEB Journal*, 33(3), 4586–4597.
- Mielgo-Ayuso, J., Calleja-Gonzalez, J., Del Coso, J., Urdampilleta, A., León-Guereño, P., & Fernández-Lázaro, D. (2019). Caffeine supplementation and physical performance, muscle damage and perception of fatigue in soccer players: A systematic review. *Nutrients*, 11(2), 440–454.
- Minahan, C., Joyce, S., Bulmer, A. C., Cronin, N., & Sabapathy, S. (2015). The influence of estradiol on muscle damage and leg strength after intense eccentric exercise. *European Journal of Applied Physiology*, 115(7), 1493–1500.
- Mohr, A. E., Jäger, R., Carpenter, K. C., Kerksick, C. M., Purpura, M., Townsend, J. R., ... Antonio, J. (2020). The athletic gut microbiota. *Journal of the International Society of Sports Nutrition*, 17, 1–33.
- Morton, J. P., Iqbal, Z., Drust, B., Burgess, D., Close, G. L., & Brukner, P. D. (2012). Seasonal variation in vitamin D status in professional soccer players of the English Premier league. *Applied Physiology, Nutrition, and Metabolism*, 37(4), 798–802.
- Moss, S. L., Randell, R. K., Burgess, D., Ridley, S., ÓCairealláin, C., Allison, R. (2021). Assessment of energy availability and associated risk factors in professional female soccer players. *European Journal of Sport Science*, 21(6), 861–870.

- Naughton, R. J., Drust, B., O'Boyle, A., Morgans, R., Abayomi, J., Davies, I. G., & Mahon, E. (2016). Daily distribution of carbohydrate, protein and fat intake in elite youth academy soccer players over a 7-day training period. *International Journal of Sport Nutrition and Exercise Metabolism*, 26(5), 473–480.
- Oliveira, C. C., Ferreira, D., Caetano, C., Granja, D., Pinto, R., & Mendes, B. (2017). Nutrition and supplementation in soccer. *Sports*, 5(2), 28–63.
- Owens, D. J., Allison, R., & Close, G. L. (2018). Vitamin D and the athlete: Current perspectives and new challenges. *Sports Medicine*, 48(1), 3–16.
- Owens, D. J., Sharples, A. P., Polydorou, I., Alwan, N., Donovan, T., Tang, J., ... Close, G. L. (2015). A systems-based investigation into vitamin D and skeletal muscle repair, regeneration, and hypertrophy. *American Journal of Physiology-Endocrinology and Metabolism*, 309, E1019–E1031.
- Park, S. K., Stefanyshyn, D. J., Ramage, B., Hart, D. A., & Ronsky, J. L. (2009). Alterations in knee joint laxity during the menstrual cycle in healthy women leads to increases in joint loads during selected athletic movements. *The American Journal of Sports Medicine*, 37(6), 1169–1177.
- Peeling, P., Blee, T., Goodman, C., Dawson, B., Claydon, G., Beilby, J., & Prins, A. (2007). Effect of iron injections on aerobic-exercise performance of iron-depleted female athletes. *International Journal of Sport Nutrition and Exercise Metabolism*, 17(3), 221–231.
- Peeling, P., Cox, G. R., Bullock, N., & Burke, L. M. (2015). Beetroot juice improves on-water 500 m time-trial performance, and laboratory-based paddling economy in national and international-level kayak athletes. *International Journal of Sport Nutrition and Exercise Metabolism*, 25(3), 278–284.
- Phillips, S. M., Chevalier, S., & Leidy, H. J. (2016). Protein “requirements” beyond the RDA: implications for optimizing health. *Nutrition and Metabolism*, 41(5), 565–572.
- Philpott, J. D., Donnelly, C., Walshe, I. H., MacKinley, E. E., Dick, J., Galloway, S. D., ... Witard, O. C. (2018). Adding fish oil to whey protein, leucine, and carbohydrate over a six-week supplementation period attenuates muscle soreness following eccentric exercise in competitive soccer players. *International Journal of Sport Nutrition and Exercise Metabolism*, 28(1), 26–36.
- Pitchers, G., & Elliot-Sale, K. (2019). Considerations for coaches training female athletes. *Professional Strength & Conditioning*, 55, 19–30.
- Ramírez-Campillo, R., González-Jurado, J. A., Martínez, C., Nakamura, F. Y., Peñailillo, L., Meylan, C. M., ... Izquierdo, M. (2016). Effects of plyometric training and creatine supplementation on maximal-intensity exercise and endurance in female soccer players. *Journal of Science and Medicine in Sport*, 19(8), 682–687.
- Rawson, E. S., Miles, M. P., & Larson-Meyer, D. E. (2018). Dietary supplements for health, adaptation, and recovery in athletes. *International Journal of Sport Nutrition and Exercise Metabolism*, 28(2), 188–199.
- Ribeiro, R., Duarte, B., da Silva, A. G., Ramos, G. P., Picanço, A. R., Penna, E. M., ... Saunders, B. (2020). Short-duration beta-alanine supplementation did not prevent the detrimental effects of an intense preparatory period on exercise capacity in top-level female footballers. *Frontiers in Nutrition*, 7, 43.
- Robinson, T. M., Sewell, D. A., Hultman, E., & Greenhaff, P. L. (1999). Role of submaximal exercise in promoting creatine and glycogen accumulation in human skeletal muscle. *Journal of Applied Physiology* (1985), 87(2), 598–604.
- Rosas, F., Ramirez-Campillo, R., Martinez, C., Caniuqueo, A., Canas-Jamet, R., McCrudden, E., ... Izquierdo, M. (2017). Effects of plyometric training and beta-alanine supplementation on maximal-intensity exercise and endurance in female soccer players. *Journal of Human Kinetics*, 58, 99–109.
- Ruiz-Moreno, C., Lara, B., Salinero, J. J., de Souza, B., Ordovás, D., M, J., & Del Coso, J. (2020). Time course of tolerance to adverse effects associated with the ingestion of a moderate dose of caffeine. *European Journal of Nutrition*, 59(7), 3293–3302.
- Salinero, J. J., Lara, B., Jiménez-Ormeño, E., Romero-Moraleda, B., Giráldez-Costas, V., Baltazar-Martins, G., ... Del Coso, J. (2019). More research is necessary to establish the ergogenic effect of caffeine in female athletes. *Nutrients*, 11, 7, 1600–1602.
- Saunders, B., Elliott-Sale, K., Artioli, G. G., Swinton, P. A., Dolan, E., Roschel, H., ... Gualano, B. (2017). Beta-alanine supplementation to improve exercise capacity and performance: A systematic review and meta-analysis. *British Journal of Sports Medicine*, 51(8), 658–669.
- Sewright, K. A., Hubal, M. J., Kearns, A., Holbrook, M. T., & Clarkson, P. M. (2008). Sex differences in response to maximal eccentric exercise. *Medicine and Science in Sports and Exercise*, 40(2), 242–251.
- Shaw, G., Lee-Barthel, A., Ross, M. L., Wang, B., & Baar, K. (2017). Vitamin C-enriched gelatin supplementation before intermittent activity augments collagen synthesis. *The American Journal of Clinical Nutrition*, 105(1), 136–143.
- Sim, M., Garvican-Lewis, L. A., Cox, G. R., Govus, A., McKay, A. K. A., Stellingwerff, T., & Peeling, P. (2019). Iron considerations for the athlete: A narrative review. *European Journal of Applied Physiology*, 119(7), 1463–1478.
- Smith, G. I., Atherton, P., Reeds, D. N., Mohammed, B. S., Rankin, D., Rennie, M. J., & Mittendorfer, B. (2011). Omega-3 polyunsaturated fatty acids augment the muscle protein anabolic response to hyperinsulinaemia–hyperaminoacidaemia in healthy young and middle-aged men and women. *Clinical Science*, 121(6), 267–278.
- Stegen, S., Bex, T., Vervaeke, C., Vanhee, L., Achten, E., & Derave, W. (2014). β-Alanine dose for maintaining moderately elevated muscle carnosine levels. *Medicine and Science in Sports and Exercise*, 46(7), 1426–1432.
- The FA. (2020). *The game plan for growth – final review and report*. <https://www.thefa.com/news/2020/jun/25/gameplan-for-growth-season-four-report-250620>.
- Thompson, C., Vanhatalo, A., Jell, H., Fulford, J., Carter, J., Nyman, L., ... Jones, A. M. (2016). Dietary nitrate supplementation improves sprint and high-intensity intermittent running performance. *Nitric Oxide*, 61, 55–61.
- Tolkien, Z., Stecher, L., Mander, A. P., Pereira, D. I., & Powell, J. J. (2015). Ferrous sulfate supplementation causes significant gastrointestinal side-effects in adults: A systematic review and meta-analysis. *PLoS One*, 10(2), e0117383. doi:10.1371/journal.pone.0117383
- Trommelen, J., & Van Loon, L. J. (2016). Pre-sleep protein ingestion to improve the skeletal muscle adaptive response to exercise training. *Nutrients*, 8(12), E763.
- Tscholl, P., Junge, A., & Dvorak, J. (2002). The use of medication and nutritional supplements during FIFA World Cups. *British Journal of Sports Medicine*, 42(9), 725–730.

- Valenti, M. (2019). *Exploring club organisation structures in European women's football* [UEFA Research Grant Programme 2018/19]. UEFA Academy. https://uefaacademy.com/wp-content/uploads/sites/2/2019/07/2019_UEFA-RGP_Final-report_Valenti-Maurizio.pdf.
- Walsh, N. P., Gleeson, M., Shephard, R. J., Gleeson, M., Woods, J. A., Bishop, N., ... Simon, P. (2011). Position statement part one: immune function and exercise.
- Wrack, S. (2020, February 12). Why won't clubs invest properly in their Women's Super League teams? *The Guardian*. <https://www.theguardian.com/sport/blog/2020/feb/12/why-wont-clubs-invest-properly-in-their-womens-super-league-teams>.
- Wylie, L. J., Bailey, S. J., Kelly, J., Blackwell, J. R., Vanhatalo, A., & Jones, A. M. (2016). Influence of beetroot juice supplementation on intermittent exercise performance. *European Journal of Applied Physiology*, 116(2), 415–425.